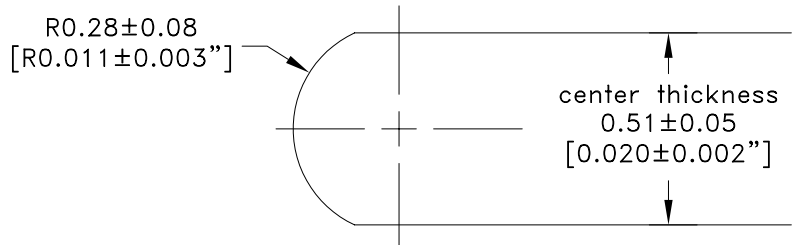


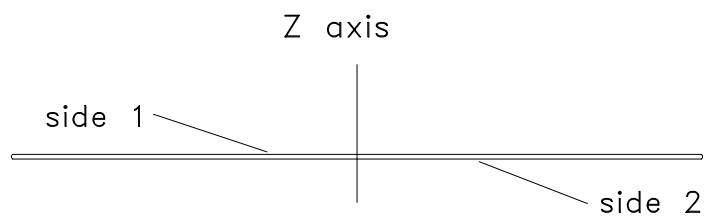
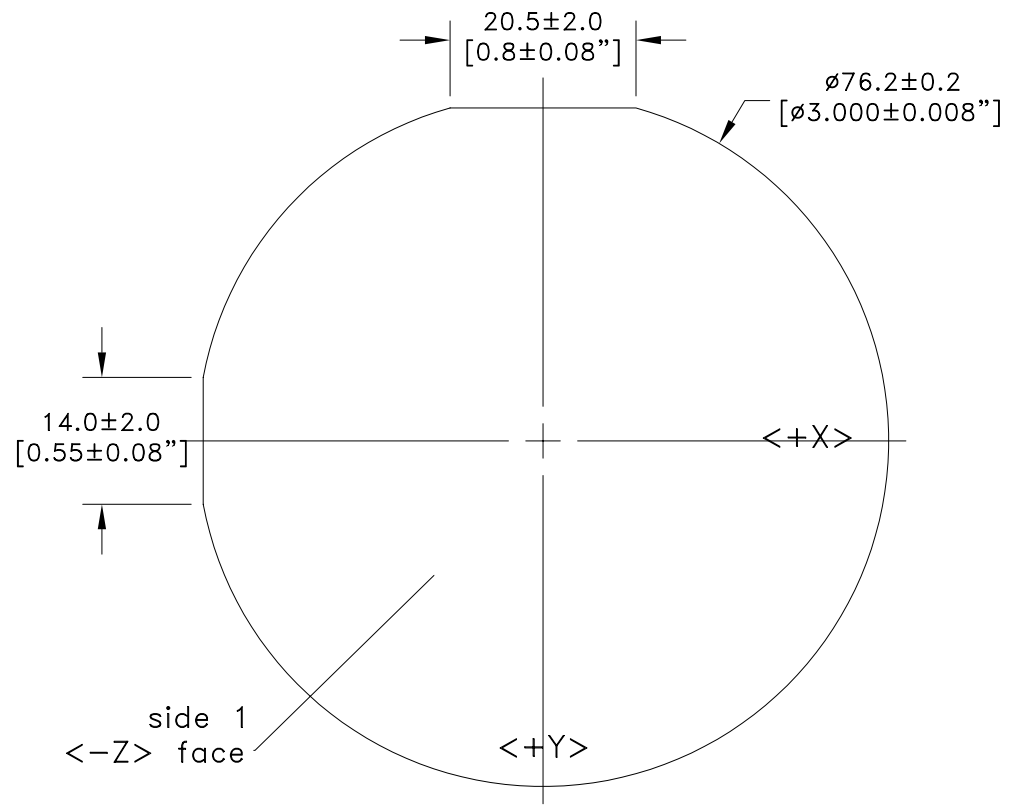
Notes:


- 1.0 Material
Lithium Niobate, optical grade
- 2.0 Orientations
 - 2.1 Wafer surface is normal to $\langle Z \rangle \pm 0.3^\circ$
 - 2.2 Flats
 - 2.2.1 Primary flat is normal to $\langle -Y \rangle \pm 0.3^\circ$.
 - 2.2.2 Secondary flat is $90^\circ \pm 1^\circ$ counter clockwise from the primary flat when viewing the $\langle -Z \rangle$ face.
- 3.0 Edge
 - 3.1 All edges rounded with $R0.28 \pm 0.08\text{mm}$.
 - 3.2 No chips greater than 0.5mm in penetration and 1.0mm in length.
- 4.0 Surfaces
 - 4.1 Side 1 $\langle -Z \rangle$ face
Polished, 10-5 scratch-dig with 1mm edge exclusion. No pits or scratches visible with reflected light and unaided eye.
 - 4.2 Side 2 $\langle +Z \rangle$ face
Polished, 60-30 scratch-dig with 1mm edge exclusion. Light pits and scratches visible with reflected light and unaided eye.
- 5.0 Flatness (3mm edge exclusion)
 - 5.1 Warp $< 20\mu\text{m}$
 - 5.2 TTV $< 10\mu\text{m}$

For Reference Only



Wafer Edge Detail, 50X



THIS DOCUMENT IS THE PROPERTY OF CRYSTAL TECHNOLOGY INC. IT IS NOT TO BE REPRODUCED OR DISCLOSED IN WHOLE OR IN PART OTHER THAN BY EMPLOYEES OF CRYSTAL TECHNOLOGY AND ITS CONTRACTED REPRESENTATIVES AND DISTRIBUTORS. ANY EXCEPTION REQUIRES THE WRITTEN CONSENT OF AN AUTHORIZED REPRESENTATIVE OF CRYSTAL TECHNOLOGY.					
Material: Lithium Niobate	DR.	Igordon	07-15-02	 Crystal Technology, Inc. An EPCOS Company	
Unless otherwise specified, dimensions in mm	CHK.				
Tolerances		APPD.		Title: LNIO 76.2ø x 0.51mm, -Z Po/Po, -Y and -X FLT	
Inches	Millimeters	Wafer Code: LNA--Z:076.051DN		Size: A	
.X ± 0.1	X ± 0.5	Customer Approval:		Dwg. No: 99-00042-01	
.XX ± 0.01	.X ± 0.25			Rev: A	
.XXX ± 0.005	.XX ± 0.1				
.XXX ± 0.0020	.XXX ± 0.05				
Angles ± 0.5°		DO NOT SCALE DRAWING		Scale: 1.2:1	
				Sheet 1 of 1	